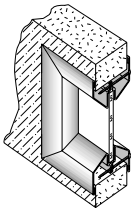
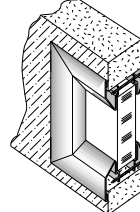
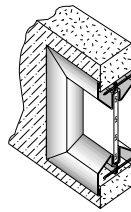
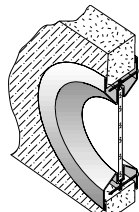


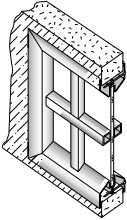
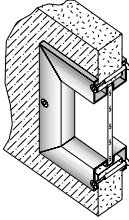
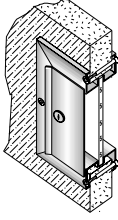
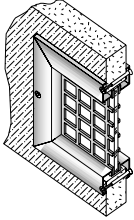
## PRODUCT USAGE GUIDE (Popular Models)


### Vision Frames

<b>Model</b>				
<b>Product Description</b>	<b>LoPro</b> Best seller Flush to the door style	<b>LoPro – IS</b> LoPro style for special door or glass thickness	<b>LoPro-CS</b> LoPro style with custom shapes	<b>LoFP-12,18,24</b> LoPro style in round shapes
<b>Door Thickness</b>	1 3/4" (44 mm)	1 3/4" - 2 3/8" (44 -60 mm)	1 3/4" (44 mm)	1 3/4" (44 mm)
<b>Glass Thickness</b>	1/4" (6 mm)	1/4" to 1" (6 to 25.5 mm)	1/4" (6 mm)	1/4" (6 mm)
<b>Fire Ratings</b>				
<b>UL &amp; W.H.I.</b>	up to 3 hrs.	up to 90 min.	up to 90 min..	up to 90 min.
<b>BS-476.22</b>	up to 4 hrs.	up to 2 hrs.	up to 2 hrs.	up to 2 hrs.
<b>EN-1634</b>	30/60 min. Integrity and Insulation (pending)	30/60 min. Integrity and Insulation (pending)	30/60 min. Integrity and Insulation (pending)	30/60 min. Integrity and Insulation (pending)
<b>Installation Method</b>	self-attaching w/ sheet metal screws	self-attaching w/ sheet metal screws	self-attaching w/ sheet metal screws	self-attaching w/ sheet metal screws
<b>Metal Gauge</b>	20 GA.	20 GA.	20 GA.	20 GA.
<b>Finish</b>	Beige or Bronze Baked Enamel or Grey Primer	Beige or Bronze Baked Enamel or Grey Primer	Beige or Bronze Baked Enamel or Grey Primer	Beige or Bronze Baked Enamel or Grey Primer



## PRODUCT USAGE GUIDE (Popular Models)

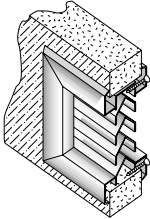
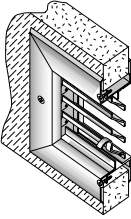
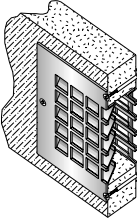
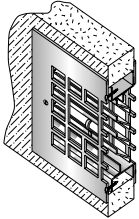
	<u>Vision Frames</u>		<u>Security Vision Frames</u>	
<b>Model</b>				
<b>Product Description</b>	<b><u>LoPro-G</u></b> LoPro with Mullions for divided lite look	<b><u>FGS – 75</u></b> Square 90° style	<b><u>FGS-75-LSC</u></b> with Hinged Locking Security Cover	<b><u>SL – IS</u></b> with Security Grille for std/special door or glass thickness
<b>Door Thickness</b>	1 3/4" (44 mm)	1 3/4" (44 mm)	1 3/4" (44 mm)	1 3/4" - 2 3/8" (44 -60 mm)
<b>Glass Thickness</b>	1/4" (6 mm)	1/4" (6 mm)	1/4" (6 mm)	1/4" - 1 1/2" (6 mm -38 mm)
<b>Fire Ratings UL &amp; W.H.I.</b>	up to 90 min.	up to 90 min.	up to 90 min.	up to 90 min.
<b>BS-476.22</b>	up to 2 hrs.	up to 2 hrs.	up to 2 hrs.	up to 2 hrs.
<b>EN-1634</b>	30/60 min. Integrity and Insulation (pending)	30/60 min. Integrity and Insulation (pending)	30/60 min. Integrity and Insulation (pending)	30/60 min. Integrity and Insulation (pending)
<b>Installation Method</b>	self-attaching w/ sheet metal screws	thru bolts drilled thru the door	thru bolts drilled thru the door	thru bolts drilled thru the door
<b>Metal Gauge</b>	20 GA.	18 GA.	18 GA.	18 GA Frame 12 GA. Frame
<b>Finish</b>	Beige or Bronze Baked Enamel or Grey Primer	Beige or Bronze Baked Enamel or Grey Primer	Beige or Bronze Baked Enamel or Grey Primer	Beige or Bronze Baked Enamel or Grey Primer



## PRODUCT USAGE GUIDE (Popular Models)

### Door Louvers

### Security Door Louvers

<b>Model</b>				
<b><u>AFDL</u></b>		<b><u>FLDL-UL</u></b>	<b><u>PLSL</u></b>	<b><u>FLDL-UL-SG1 or SG2</u></b>
<b><i>Product Description</i></b>	Inverted Y Non Vision Louver	Fire Rated fusible link Louver	Inverted Y Louver w/ Security Grille	Fusible Link Louver w/ Security Grille on one side or two sides
<b><i>Door Thickness</i></b>	1 3/8" - 2 1/8" (35 - 54 mm)	1 3/4" - 2 1/2" (44 - 64 mm)	1 3/8" - 2 1/2" (35 - 64 mm)	1 3/4" - 2 1/2" (44 - 64 mm)
<b><i>Fire Ratings UL &amp; W.H.I.</i></b>	No	Up to 90 min.	No	Up to 90 min.
<b><i>BS-476.22 Steel Doors Only</i></b>	No	Up to 2 hrs.	No	Up to 2 hrs.
<b><i>Installation Method</i></b>	self-attaching w/ sheet metal screws	self-attaching w/ sheet metal screws	Thru bolts drilled thru door	self-attaching w/ sheet metal screws
<b><i>Metal Gauge</i></b>	18 GA. Frame (1.2 mm)	18 GA. Frame & Blades (1.2 mm)	12 GA. Frame/Grille (2.7 mm)	12 GA. Frame/Grille (2.7 mm)
	22 GA. Blades members	16 GA. Support members	18 GA. Blades	18 GA. Blades
<b><i>Finish</i></b>	Beige or Bronze Baked Enamel or Grey Primer	Beige or Bronze Baked Enamel or Grey Primer	Beige or Bronze Baked Enamel or Grey Primer	Beige or Bronze Baked Enamel or Grey Primer