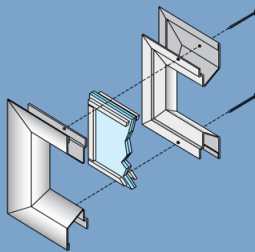





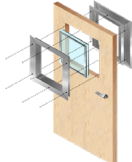

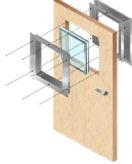

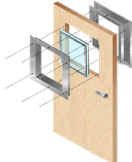

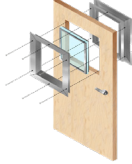

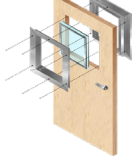
# Product Selector Guide

Vision Frames | Door Louvers | Glazing



# LoPro-Complete

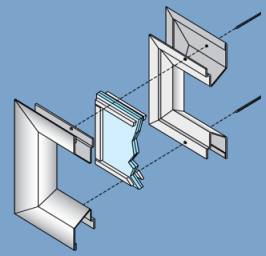
*LoPro Vision Frame and Glass with Glazing Tape Applied*


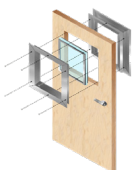

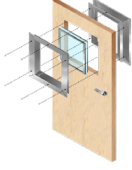

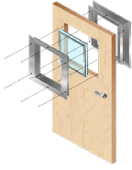

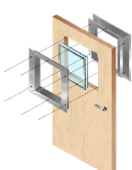
	Paint Finish	Installation & Door Thickness	Glazing Material & Tape	Fire Ratings	Safety Rating
  <p><b>LoPro-C-AA1 (SAFE-WIRE)</b> Includes vision frame with 1/4" (6mm) SAFE-Wire &amp; GT-18 tape</p>	Grey Primer, Bronze or Beige Enamel. Optional Custom Colors are Available	Self Attaching with sheet metal screws for use in 1-3/4" (25mm) Wood or Steel Doors	1/4" (6mm) SAFE-Wire Polished Wire Glass (Diamond Pattern) with surface applied film. Includes 1/8" (3.2mm) Glazing Tape applied both sides	UL & WHI up to 90 min	Category II Impact / Safety Rated
  <p><b>LoPro-C-AA1 (FireSAFE-20)</b> Includes vision frame with 1/4" (6mm) FireSAFE-20 &amp; GT-18 tape applied</p>	Grey Primer, Bronze or Beige Enamel. Optional Custom Colors are Available	Self Attaching with sheet metal screws for use in 1-3/4" (25mm) Wood or Steel Doors	1/4" (6mm) FireSAFE-20, Specialty Tempered. Glass. Includes 1/8" (3.2mm) Glazing Tape applied both sides	UL for 20 min, BS-476.22 for 30 min	Category II Impact / Safety Rated
  <p><b>LoPro-C-AA1 (FireLite-NT)</b> Includes vision frame with 3/16" (5mm) FireLite-NT &amp; GT-18 tape applied</p>	Grey Primer, Bronze or Beige Enamel. Optional Custom Colors are Available	Self Attaching with sheet metal screws for use in 1-3/4" (25mm) Wood or Steel Doors	3/16" (5mm) FireLite-NT, Clear ceramic w/surface applied film. Includes 1/8" (3.2mm) Glazing Tape applied both sides	UL up to 180 min BS-476.22 30/60 min	Category II Impact / Safety Rated
  <p><b>LoPro-C-AA1 (FireLite Plus)</b> Includes vision frame with 5/16" (8mm) FireLite Plus &amp; GT-132 tape applied</p>	Grey Primer, Bronze or Beige Enamel. Optional Custom Colors are Available	Self Attaching with sheet metal screws for use in 1-3/4" (25mm) Wood or Steel Doors	5/16" (8mm) FireLite Plus, Clear ceramic laminated w/2 pcs of FireLite and a proprietary interlayer. Includes 1/32" (0.8mm) Glazing Tape applied both sides	UL up to 180 min BS-476.22 30/60 min	Category II Impact / Safety Rated
  <p><b>LoPro-C-AA1 (Tempered)</b> Includes vision frame with 1/4" (6mm) Tempered &amp; GT-18 tape applied</p>	Grey Primer, Bronze or Beige Enamel. Optional Custom Colors are Available	Self Attaching with sheet metal screws for use in 1-3/4" (25mm) Wood or Steel Doors	1/4" (6mm) Clear heat strengthened glass. Also available in Bronze, Gray or Graylite. Includes 1/8" (3.2mm) Fire Rated Glazing Tape applied both sides	<b>NOT</b> Fire Rated	Category II Impact / Safety Rated

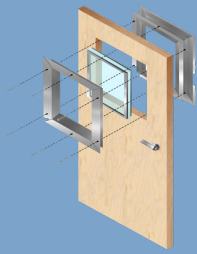


# LoPro-Complete

LoPro Vision Frame and Glass with Glazing Tape Applied

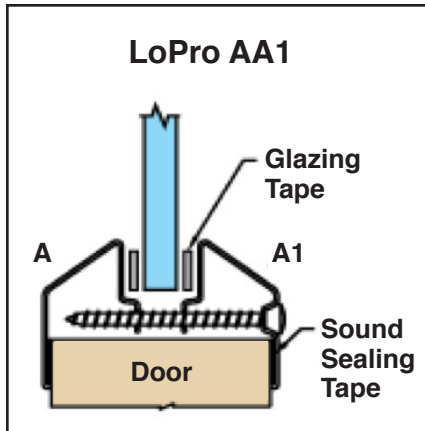


	Paint Finish	Installation & Door Thickness	Glazing Material & Tape	Fire Ratings	Safety Rating
  <p><b>LoPro-C-BB1 (FireLite Plus IGU)</b> Includes vision frame with 1" (25mm) FireLite Plus IGU &amp; GT-116 tape applied</p>	Grey Primer, Bronze or Beige Enamel. Optional Custom Colors are Available	Self Attaching with sheet metal screws for use in 1-3/4" (44mm) Wood or Steel Doors	1" (25mm) Insulated Unit, incorporates FireLite Plus with Tempered Glass. Includes 1/16" (1.6mm) Fire Rated Glazing Tape applied both sides	UL up to 180 min	Category II Impact / Safety Rated
  <p><b>LoPro-C-BB1 (FireLite-NT IGU)</b> Includes vision frame with 1" (25mm) FireLite-NT IGU &amp; GT-116 tape applied</p>	Grey Primer, Bronze or Beige Enamel. Optional Custom Colors are Available	Self Attaching with sheet metal screws for use in 1-3/4" (44mm) Wood or Steel Doors	1" (25mm) Insulated Unit, incorporates FireLite-NT with Tempered Glass. Includes 1/16" (1.6mm) Fire Rated Glazing Tape applied both sides	UL up to 180 min	Category II Impact / Safety Rated
  <p><b>LoPro-C-BB1 (Pyrostop)</b> Includes vision frame with 7/8" (23mm) Pyrostop &amp; GT-116 tape applied</p>	Grey Primer, Bronze or Beige Enamel. Optional Custom Colors are Available	Self Attaching with sheet metal screws for use in 1-3/4" (25mm) Wood or Steel Doors	7/8" (23mm) Pyrostop. Uses multiple layers of float glass, laminated with intumescent interlayers, Includes 1/16" (1.6mm) Fire Rated Glazing Tape applied both sides	UL up to 60 min	Category II Impact / Safety Rated
  <p><b>LoPro-C-BB1 (Tempered IGU)</b> Includes vision frame with 1" (25mm) Tempered IGU &amp; GT-116 tape applied</p>	Grey Primer, Bronze or Beige Enamel. Optional Custom Colors are Available	Self Attaching with sheet metal screws for use in 1-3/4" (25mm) Wood or Steel Doors	1" (25mm) Insulated Unit incorporates 2 pcs Tempered Glass. Includes 1/16" (1.6mm) Fire Rated Glazing Tape applied both sides	<b>NOT</b> Fire Rated	Category II Impact / Safety Rated

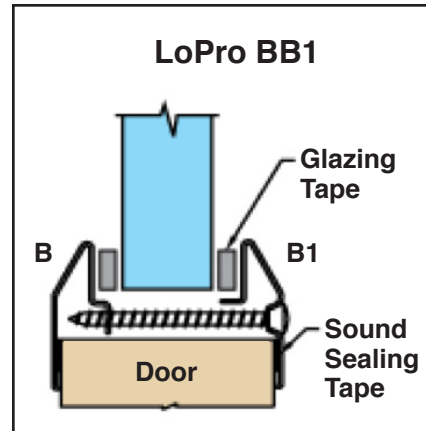


# LoPro-STC








## Sound Rated Assembly



**LoPro-AA1-STC**  
Vision Frame with Glass and Tape  
Applied to both sides of glass & frame

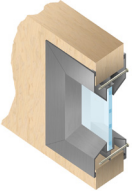
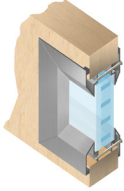
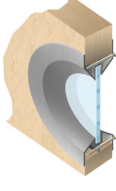
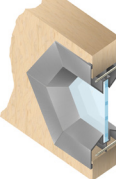
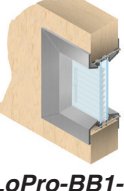


**LoPro-BB1-STC**  
Vision Frame with Glass and Tape  
Applied to both sides of glass & frame

Fire/Safety Rated Glazing	Fire/Safety Rated Glazing	Safety Rated Glazing
LoPro-AA1	LoPro-BB1	
<p><b>SAFE-Wire 1/4" (6mm)</b> STC - 38</p>  <ul style="list-style-type: none"> <li>• Fire Rated up to 90 min.</li> <li>• Category II Safety Rated</li> </ul>	<p><b>Pyrostop 60-101 7/8" (23mm)</b> STC - 41</p>  <ul style="list-style-type: none"> <li>• Fire Rated up to 60 min.</li> <li>• Category II Safety Rated</li> </ul>	<p><b>Tempered IGU 1" (25mm)</b> STC - 35</p>  <ul style="list-style-type: none"> <li>• Category II Rated</li> <li>• 1/4" (6mm) Tempered &amp; 1/4" (6mm) Tempered</li> </ul>
<p><b>FireLite-NT 3/16" (5mm)</b> STC - 35</p>  <ul style="list-style-type: none"> <li>• Fire Rated up to 180 min.</li> <li>• Category II Safety Rated</li> </ul>	<p><b>FireLite Plus IGU 1" (25mm)</b> STC - 42</p>  <ul style="list-style-type: none"> <li>• Fire Rated up to 180 min.</li> <li>• Category II Safety Rated <ul style="list-style-type: none"> <li>• 5/16" (8mm) FireLite Plus &amp;</li> <li>• 1/4" (6mm) Tempered</li> </ul> </li> </ul>	<p><b>Laminated IGU 1" (25mm)</b> STC - 42</p>  <ul style="list-style-type: none"> <li>• Category II Rated</li> <li>• 5/16" (8mm) Laminated &amp; 3/16" (5mm) Tempered</li> </ul>
<p><b>FireLite Plus 5/16" (8mm)</b> STC - 38</p>  <ul style="list-style-type: none"> <li>• Fire Rated up to 180 min.</li> <li>• Category II Safety Rated</li> </ul>		

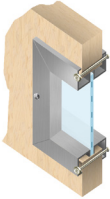

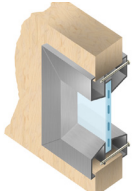


# VISION FRAMES



	Product Description & Material	Paint Finish	Installation & Door Thickness	Glazing Thickness	Fire Ratings
<b>Standard</b>					
 <p><b>LoPro-AA1</b> Lo-Profile Vision Frame</p>	20 GA (1mm) Lo-Profile Metal Vision Frame	Grey Primer, Bronze or Beige Enamel. Optional Custom Colors are Available	Self Attaching with sheet metal screws for use in 1-3/4" (44mm) Wood or Steel Doors	3/16" (5mm) 1/4" (6mm) 5/16" (8mm)	With UL and WHI mark for up to 180 min BS-476.22 up to 2 Hrs EN-1634 30/60 min. Integrity & Insulation
 <p><b>LoPro-IS Family (B, C, D, E profiles)</b> Special Door and/or Glass Thicknesses</p>	20 GA (1mm) Lo-Profile Metal Vision Frame for Special Door and or Glass Thickness	Grey Primer, Bronze or Beige Enamel. Optional Custom Colors are Available	Self Attaching with sheet metal screws for use in 1-3/8" (38mm) to 2-3/8" (60mm) Wood or Steel Doors	1/4" (6mm) to 1" (25mm)	With UL and WHI mark for up to 180 min BS-476.22 up to 2 Hrs EN-1634 30/60 min. Integrity & Insulation
<b>Round and Custom</b>					
 <p><b>LoFP-12, -18, -24</b> Round Vision Frames</p>	20 GA (1mm) Lo-Profile Round Metal Vision Frame LoFP-12 LoFP-18 LoFP-24	Grey Primer, Bronze or Beige Enamel. Optional Custom Colors are Available	Self Attaching with sheet metal screws for use in 1-3/4" (44mm) Wood or Steel Doors	<b>AA1</b> = 3/16 (5mm) or 1/4" (6mm) <b>AB1</b> = 5/8" (16mm) <b>BB1</b> = 1" (25mm)	With UL and WHI mark for up to 180 min BS-476.22 up to 2 Hrs EN-1634 30/60 min. Integrity & Insulation
 <p><b>LoPro-CS</b> Custom Shapes</p>	20 GA (1mm) Lo-Profile Custom Shape Metal Vision Frame	Grey Primer, Bronze or Beige Enamel. Optional Custom Colors are Available	Self Attaching with sheet metal screws for use in 1-3/4" (44mm) Wood or Steel Doors	<b>AA1</b> = 3/16 (5mm) or 1/4" (6mm) <b>AB1</b> = 5/8" (16mm) <b>BB1</b> = 1" (25mm)	With UL and WHI mark for up to 180 min BS-476.22 up to 2 Hrs EN-1634 30/60 min. Integrity & Insulation
 <p><b>LoPro-BB1-MB</b> Includes Vision Frame and insulated glass with mini-blinds between the glass</p>	20 GA (1mm) Lo-Profile Metal Vision Frame with 1" (25mm) Insulated Glass Unit, with white internal mini-blinds between the glass	Grey Primer, Bronze or Beige Enamel. Optional Custom Colors are Available	Self Attaching with sheet metal screws for use in 1-3/4" (44mm) Wood or Steel Doors	1" (25mm) Insulated Glass Unit with internal mini blinds between 2 pcs Tempered Glass.	<b>NOT</b> Fire Rated

## Other Models Available

FGS-CS ..... Metal Vision Frames with Custom Shapes - Thru-Bolted


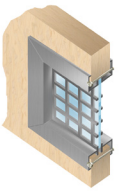


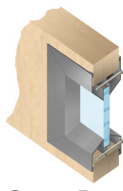
	Product Description & Material	Paint Finish	Installation & Door Thickness	Glazing Thickness	Fire Ratings
<b>Specialty</b>					
 <p><b>FGS-75</b> with Thru-Bolts</p>	18 GA. (1.2mm) Thru-bolted Metal Vision Frame	Grey Primer, Bronze or Beige Enamel. Optional Custom Colors are Available	Uses Thru-bolts, inserted thru holes drilled thru the door. For use in 1-3/4" (44mm) Wood or Steel Doors	3/16" (5mm) 1/4" (6mm)	With UL and WHI mark for up to 180 min
 <p><b>FGS-IS</b> Special Door and/or Glass Thicknesses</p>	18 GA. (1.2mm) Thru-bolted Metal Vision Frame for Special Door and or Glass Thickness	Grey Primer, Bronze or Beige Enamel. Optional Custom Colors are Available	Uses Thru-bolts, inserted thru holes drilled thru the door. For use in 1-3/8" (38mm) to 2-1/4" (57mm) Wood or Steel Doors	3/16" (5mm) to 1-9/16" (40mm)	With UL and WHI mark for up to 180 min
 <p><b>BFL-123</b> Self-Attaching</p>	18 GA (1.2mm) Self-attaching Beveled Metal Vision Frame	Grey Primer, Bronze or Beige Enamel. Optional Custom Colors are Available	Self Attaching with sheet metal screws for use in 1-3/4" (44mm) Wood or Steel Doors	3/16" (5mm) 1/4" (6mm)	With UL and WHI mark for up to 180 min
<b>French Door Grilles</b>					
 <p><b>LoPro-G</b> with French Door Grilles</p>	20 GA (1mm) Lo-Profile Metal Vision Frame with French Door Grilles	Grey Primer, Bronze or Beige Enamel. Optional Custom Colors are Available	Self Attaching with sheet metal screws for use in 1-3/4" (44mm) Wood or Steel Doors	3/16" (5mm) 1/4" (6mm) 5/16" (8mm)	With UL and WHI mark for up to 180 min BS-476.22 up to 2 Hrs EN-1634 30/60 min. Integrity & Insulation
 <p><b>FM-G</b> Framed Mullion Grille for Sidelites</p>	Mullions are 3/4 " x 3/4" (19 x 19mm) steel tubing welded at all intersecting points	Grey Primer, Bronze or Beige Enamel. Optional Custom Colors are Available	Pre-drilled countersunk mounting holes allows screws to fasten directly into the hollow metal frame for Sidelites or Borrowed Lites	Glazing can be any thickness that provides a 3/4" (19mm) spacing allowance for the Framed Mullion Assembly	Not Fire Rated, and does not affect a fire rated sidelite or borrowed lite

#### Other Models Available

LoPro™-IS-G..... Lo-Profile Metal Vision Frame w/French Door Grilles for use with Special Glass/Door Thicknesses  
 BFL-123-G..... Metal Vision Frame with French Door Grilles, Self Attaching  
 FGS-75-G ..... Metal Vision Frame with French Door Grilles, Thru Bolted

# VISION FRAMES









	Product Description & Material	Paint Finish	Installation & Door Thickness	Glazing Thickness	Fire Ratings
<b>Security</b>					
 <p><b>BR-7</b> Bullet and Impact Resistant</p>	Face Frame: 7GA (4.6mm) Back Frame: etc 12 GA (2.5mm) where Bullet/ Forced Entry Impact resistance is required	Grey Primer, Bronze or Beige Enamel. Optional Custom Colors are Available	Uses Thru-bolts, inserted thru holes drilled thru the door. Use in 1-3/4" (44mm) to 2-1/4" (57mm) Wood or Steel Doors	Up to 1-9/16" (40mm) using Fire/Safety or Bullet/Impact rated Glazing	Fire: UL and WHI to 90 min Bullet: .44 Magnum and 12 GA shotgun Impact: ASTM F-1450-97
 <p><b>SL-IS</b> with Security Grille</p>	Vision Frame: 18 GA (1.2mm) with Security Grille 12 GA (2.5mm) for Standard or Special Door or Glass Thickness	Grey Primer, Bronze or Beige Enamel. Optional Custom Colors are Available	Uses Thru-bolts, inserted thru holes drilled thru the door. Use in 1-3/4" (44mm) to 2-3/8" (60 mm) Wood or Steel Doors	Up to 1-9/16" (40mm) using Fire/Safety or Impact Rated Glazing	With UL and WHI mark for up to 90 min
 <p><b>LoPro-SC-GR</b> with Security Grille and Operating Security Cover</p>	Lo-Profile Vision Frame: 20 GA (1mm) with Security Grille 16 GA (1.5mm) and Operating Cover 16 GA (1.5mm)	Grey Primer, Bronze or Beige Enamel. Optional Custom Colors are Available	Self Attaching with sheet metal screws for use in 1-3/4" (44mm) Wood or Steel Doors	3/16" (5mm) or 1/4" (6mm) Fire/ Safety or Impact Rated Glazing	With UL and WHI mark for up to 180 min
 <p><b>SG-12-LCP</b> with Locking Cuff Port/Food Pass Cover</p>	Security Frame: 12 GA (2.5mm) with Locking Cuff Port/Food Pass Cover 16 GA (1.5mm)	Grey Primer, Bronze or Beige Enamel. Optional Custom Colors are Available	Uses Thru-bolts, inserted thru holes drilled thru the door. Use in 1-3/4" (44mm) to 2-1/4" (57mm) Wood or Steel Doors	Up to 1-9/16" (40mm) using Impact Rated Glazing	<b>NOT</b> Fire Rated
<b>Hurricane</b>					
 <p><b>StormPro-HR</b> includes Frame, Glass &amp; Tape Applied to both side of the glass</p>	Lo-Profile Hurricane Rated Vision Frame: 18 GA (1.2mm), Glass and Tape System	Grey Primer, Bronze or Beige Enamel. Optional Custom Colors are Available	Self Attaching with sheet metal screws for use in 1-3/4" (44mm) Approved Steel Hurricane Doors	1/2" (13mm) Glass is 2 pcs 3/16" with Uvekoi Laminate. Includes .090 (2.3mm) thick VHB Glazing Tape applied both sides	<b>NOT</b> Fire Rated Hurricane and Windstorm Rated

## Other Models Available

StormPro-HR-G..... Hurricane Rated with Frech Door Grilles	LoPro™-SC..... Lo-Profile with Security Cover
SG-10.....High Security for Special Glass or Door Thickness	SG-12-SP.....with Speak Port
SL-FS-LSC..... Same as SL-FS with Locking Security Cover	SG-10-SP-SSD.....High Security with Speak Port and Security Sliding Door
SG-12-LSC.....High Security with Locking Security Cover	LoPro™-SSD.....Lo-Profile with Security Sliding Door
FGS-75-SC..... with Operating Security Cover	SSD.....with Sliding Door Cover



# GLAZING PRODUCTS

	Product Description & Material	Vision Frame Model	Installation	Fire & or Safety Rating	Other Ratings
<b>Fire / Safety Rated</b>					
 <p><b>SAFE-Wire</b> 1/4" (6mm)</p>	1/4" (6mm) Polished Wire Glass (diamond or square pattern), with surface applied film	LoPro-AA1	With GT-18, 1/8" (3.2mm) fire rated glazing tape (included loose) for both sides of the glass	Fire - UL up to 90 min Safety - Category II Impact / Safety Rated	STC Rated 38, when used as part of LoPro-STC Safe-Wire
 <p><b>FireSAFE-20</b> 1/4" (6mm)</p>	1/4" (6mm) Specialty Tempered Glass	LoPro-AA1	With GT-18, 1/8" (3.2mm) fire rated glazing tape (included loose) for both sides of the glass	Fire - UL 20 min Safety - Category II Impact / Safety Rating	Fire Rated - BS-476.22 - 30 min
 <p><b>FireLite-NT</b> 3/16" (5mm)</p>	3/16" (5mm) Clear ceramic with surface applied film	LoPro-AA1	With GT-18, 1/8" (3.2mm) fire rated glazing tape (included loose) for both sides of the glass	Fire - UL up to 180 min Safety - Category II Impact / Safety Rating	STC Rated 35, when used as part of LoPro-STC FireLite-NT BS 476.22 - 30/60 min Timber Doors BSEN-1634 - 240 min Steel Doors
 <p><b>FireLite Plus</b> 5/16" (8mm)</p>	5/16" (8mm) 2 pcs Clear ceramic, laminated with a proprietary interlayer	LoPro-AA1	With GT-132, 1/32" (0.8mm) fire rated glazing tape (included loose) for both sides of the glass	Fire - UL up to 180 min Safety - Category II Impact / Safety Rating	STC Rated 38, when used as part of LoPro-STC FireLite Plus BS 476.22 - 30/60 min Timber Doors BSEN-1634 - 240 min Steel Doors
 <p><b>FireLite Plus IGU</b> 1" (25mm)</p>	Insulated Unit, incorporates FireLite Plus with Tempered Glass.	LoPro-BB1	With GT-116, 1/16" (1.6mm) fire rated glazing tape (included loose) for both sides of the glass	Fire - UL up to 180 min Safety - Category II Impact / Safety Rating	STC Rated 42, when used as part of LoPro-STC FireLite Plus IGU
 <p><b>Pyrostop 60-101</b> 7/8" (23mm)</p>	Uses multiple layers of float glass, laminated with intumescent interlayers	LoPro-BB1	With GT-116, 1/16" (1.6mm) fire rated glazing tape (included loose) for both sides of the glass	Fire - UL up to 60 min Safety - Category II Impact / Safety Rating	STC Rated 41, when used as part of LoPro-STC Pyrostop







## Other Models Available

1" (25mm) FireLite-NT IGU ..... Insulated Glass Unit



# GLAZING PRODUCTS

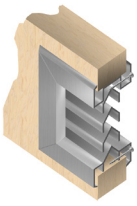
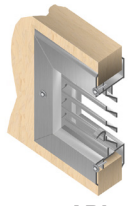
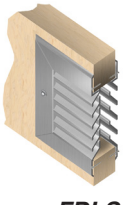
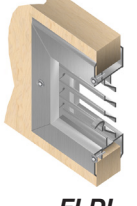


	Product Description & Material	Vision Frame Model	Installation	Fire & or Safety Rating	Other Ratings
<b>Safety Rated</b>					
 <p><b>Tempered</b> 1/4" (6mm)</p>	1/4" (6mm) Clear heat strengthened glass. Also available in Bronze, Grey or GreyLite	LoPro-AA1	With GT-18, 1/8" (3.2mm) glazing tape (included loose) for both sides of the glass	Safety - Category II Impact / Safety Rating	n/a
 <p><b>Tempered IGU</b> 1" (25mm)</p>	1" (25mm) Insulated Unit incorporates 2 pcs of 1/4" (6mm) Tempered Glass	LoPro-BB1	With GT-116, 1/16" (1.6mm) glazing tape (included loose) for both sides of the glass	Safety - Category II Impact / Safety Rating	STC Rated 35, when used as part of LoPro-STC Tempered IGU
 <p><b>Glazing Tape</b> GT-132 - 1/32" (0.8mm) GT-116 - 1/16" (1.6mm) GT-18 - 1/8" (3.2mm) GT-14 - 1/4" (6mm)</p>	Closed Cell polyvinyl chloride foam tape with pressure sensitive adhesive two sides	All Models : Tape thickness will vary based on model of vision frame and glass thickness used	Peels off roll and is placed directly onto clean surface of glass or vision frame	Fire - UL and WHI up to 3 Hrs	Various STC Ratings, see LoPro-STC
<b>Security - Impact Rated</b>					
 <p><b>Lexan Marguard MR-10</b> 1/8" (3.2mm) 1/4" (6mm) 3/8" (10mm) 1/2" (13mm)</p>	Strength of Lexan, with a proprietary abrasion and UV resistant Margard® II coating on both sides	Various models based on impact or security application, and glazing thickness required	Directly into vision frame	Safety - Category II Impact / Safety Rating Not Fire Rated	Graffiti resistant, Resistance to Weathering, Forced Entry protection
 <p><b>MP-750 Lexguard</b> 3/4" (19mm)</p>	Clear, 3-ply Lexan Polycarbonate with acrylic sheet and bonding interlayer	BR-7 or SG-10	Directly into vision frame	Not Fire Rated	ASTM F1233 - .38 Bullet Resistance H.P White - Level B Ballistic 9mm Level I - Forced Entry UL 752 - Level 1 9mm handgun
 <p><b>SP-1250 Lexguard</b> 1-1/4 (32mm)</p>	Clear, 4-ply Laminate for security applications.. Provides ballistic protection and exceptional abrasion resistance	BR-7	Directly into vision frame	Not Fire Rated Forced Entry HPW-TP-0500.02-Level V ASTM F 1233-08 ASTM F 1915-03 Level 1	.44 Magnum: ASTM F1233-08 bullet resistance UL 752 - Level 3 handgun HP White TP-0500.00 : Level C Ballistic Handgun

## Other Models Available

X-Ray-S or X-Ray..... 5/16" (8mm) Radiation Protective Glass


# DOOR LOUVERS


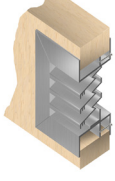


	Product Description & Material	Paint Finish	Installation	Door Thickness	Fire Ratings
<b>Standard</b>					
 <p><b>AFDL</b> Inverted Y</p>	Frame: 18 GA (1.2mm) with Inverted "Y" Non-Vision Blades: 22 GA (.75mm)	Grey Primer, Bronze or Beige Enamel. Optional Custom Colors are Available	Self Attaching with sheet metal screws	For use in 1-3/4" (44mm) Wood or Steel Doors. <b>Adjustable</b> AFDL-N...1-1/2" to 1-3/4" (38 to 44mm) AFDL-W...1-3/4" to 2-1/8" (45 to 55mm) AFDL-W1...2-1/8" to 2-9/16" (55 to 65mm)	NOT Fire Rated
 <p><b>ADL</b> Operating Z Blade</p>	Frame and Blades: 18 GA (1.2mm) Operating "Z" Blade Louder	Grey Primer, Bronze or Beige Enamel. Optional Custom Colors are Available	Self Attaching with sheet metal screws	For use in 1-3/4" (44mm) Wood or Steel Doors. 1-3/8" (38mm) door thickness is optional	NOT Fire Rated
 <p><b>FDLS</b> Inverted Split Y</p>	Frame and Blades: 18 GA (1.2mm) Inverted Split Y Non- Vision Louver	Grey Primer, Bronze or Beige Enamel. Optional Custom Colors are Available	Fastens with sheet metal or wood screws directly into a Wood or Metal Door	Will fit any door thickness 1-1/8" (29mm) and over	NOT Fire Rated
 <p><b>FLDL</b> Fire Rated Fusible Link</p>	Frame and Blades: 18 GA (1.2mm) Fire Rated Fusible Link Door Louver	Grey Primer, Bronze or Beige Enamel. Optional Custom Colors are Available	Self Attaching with sheet metal screws	For use in 1-3/4" (44mm) Fire Rated Wood or Steel Doors. <b>Adjustable</b> FLDL-W...1-3/4" to 2-1/8" (45 to 55mm) FLDL-W1...2-1/8" to 2-9/16" (55 to 65mm)	With UL mark for up to 90 min BS-476.22 up to 2 Hrs BSEN-1634 30 min.(E-30) in Timber Doors

## Other Models Available

AFDL-T ..... Transom Louver - Core Only

# DOOR LOUVERS



	Product Description & Material	Paint Finish	Installation	Door Thickness	Fire Ratings
<b>Specialty</b>					
 <b>DRDL</b> Darkroom Inverted V	Frame: 18 GA (1.2mm) Blades: 22 GA (0.64mm) Double Inverted "V" Darkroom Louver	Grey Primer, Bronze or Beige Enamel. Optional Custom Colors are Available	Fastens directly into door with sheet metal screws	For 1-3/4" (44mm) Wood or Steel Door Thickness	NOT Fire Rated
 <b>SRDL</b> Storm Proof	Extruded Aluminum 0.063" (1.6mm) Storm Proof Louver	Std: Mill Finish Grey Primer, Bronze or Beige Enamel. Optional Custom Colors are Available	Self-Attaching with sheet metal screws	For 1-3/4" (44mm) Wood or Steel Door Thickness	NOT Fire Rated. See Tech Data Sheet for Pressure Drop and Water Penetration info
<b>Security</b>					
 <b>PLSL</b> w/Security Grille Two Sides	Security Grille Frame: 12 GA (2.5mm) Louvers Blades: 18 GA (1.2mm) Inverted Split Y Security Louver	Grey Primer, Bronze or Beige Enamel. Optional Custom Colors are Available	Uses Thru-bolts, inserted thru holes drilled thru the door.	For use in 1-3/8" (35mm) to 2-1/2" (64mm) Wood or Steel Doors	NOT Fire Rated. Hurricane and Windstorm Rated
 <b>FLDL-UL-SG2</b> Fire Rated with Security Grilles Two sides	Security Grille Frame: 12 GA (2.5mm) on Two Sides Blades: 18 GA (1.2mm) Fire Rated Fusible Link Door Louver	Grey Primer, Bronze or Beige Enamel. Optional Custom Colors are Available	Self Attaching with sheet metal screws	For use in 1-3/4" (44mm) Wood or Steel Doors. Available for Doors up to 2-1/2" (64mm)	NOT Fire Rated. Hurricane and Windstorm Rated

## Other Models Available

CHDL .....	Inverted "V" Non-Vision Louver - Louver Core
CHDL-1F .....	Inverted "V" Non-Vision Louver - Louver Core, Frame One Side
CHDL-2F .....	Inverted "V" Non-Vision Louver - Louver Core, Frame Both Sides
FPL-1 .....	Fixed Position Self Attaching "Z" Blade Louver
FPL-2 .....	Fixed Position Thru-Bolted "Z" Blade Louver
ASFP / ASFP-Perf .....	Security Grille Face Plate
FLDL-UL-SG1 .....	Fusible Link Louver with Security Grille One Side

## TEST STANDARDS



4958 Stout Dr. #119 • San Antonio, TX 78219 • 210.662.6300 • Fax 210.662.2828  
E-mail [ask@anemostat.com](mailto:ask@anemostat.com) • [www.anemostat.com](http://www.anemostat.com)